

19,457

**Brittni Turner**  
**Hunt County Treasurer**

**FY 25: Monthly Report, March 2025**

FILED FOR RECORD  
at 2:00 o'clock P M

MAY 13 2025

BECKY LANDRUM  
County Clerk, Hunt County, Tex.  
by 

The Treasurers' Monthly Report includes money received and disbursed as well as funds invested and debt due by Hunt County. The Treasurer's Books and the Auditor's General Ledger agree. The Bank Statements have been reconciled and approved by the County Auditor.

This affidavit must state the amount of cash and other assets that are in the custody of the county treasurer at the time of the examination. (LGC 114.026) **Month End Balance: \$72,269,205.00**

Therefore, Brittni Turner, County Treasurer of Hunt County, Texas, who being fully sworn, upon oath says that the within and foregoing report is true and correct to the best of her knowledge.

This report will be filed with accompanying reports this 13<sup>th</sup> day of May 2025.

  
Brittni Turner, Hunt County Treasurer


Commissioners' Court having compared and examined the Treasurer's Report as presented and subject to independent auditor's review, certify the report to be correct and therefore request it be filed with the official minutes of this meeting. LGC 114.026(c)




Mark Hutchins, Comm., Pct #1




Garry Smith, Comm., Pct #3

  
Bobby Stovall, Hunt County Judge



  
David Monroe, Comm., Pct #2

  
Steven Harrison, Comm., Pct #4

**Hunt County Treasurer  
Monthly Report  
March 2025**

Hunt County Funds	Beginning Balance	Money Received	Money Disbursed	Transfer In/Out Investment	Month End Balance
<b>10-GENERAL</b>	4,062,123.05	2,194,188.80	-4,239,701.33	1,000,000.00	<b>3,016,610.52</b>
10-Texas CLASS G.O.	19,265,835.51	69,583.25	0.00	-1,000,000.00	<b>18,335,418.76</b>
10-TexPool Investment	1,245,410.93	4,584.83	0.00	0.00	<b>1,249,995.76</b>
10-TexStar Investment	3,255,654.48	11,996.15	0.00	0.00	<b>3,267,650.63</b>
10-Logic G.O.	4,624,093.00	17,529.06	0.00	0.00	<b>4,641,622.06</b>
<b>10-General Fund Totals:</b>	<b>32,453,116.97</b>	<b>2,297,882.09</b>	<b>-4,239,701.33</b>	<b>0.00</b>	<b>30,511,297.73</b>
 <b>15-Exchange Bldg</b>	 1,218,186.65	 34,060.11	 -126,920.18	 0.00	 <b>1,125,326.58</b>
 <b>20-Law Library</b>	 123,602.04	 4,192.73	 -1,435.34	 0.00	 <b>126,359.43</b>
 <b>21-R&amp;B #1</b>	 -101,919.10	 120,320.03	 -262,875.09	 330,000.00	 <b>85,525.84</b>
21-R&B #1, Texas CLASS	2,778,502.31	9,447.93	0.00	-330,000.00	<b>2,457,950.24</b>
21-R&B #1, TexPool Invest.	58,070.58	213.77	0.00	0.00	<b>58,284.35</b>
21-R&B #1, Logic	344,258.33	1,305.05	0.00	0.00	<b>345,563.38</b>
<b>21-R&amp;B #1 Fund Totals:</b>	<b>3,078,912.12</b>	<b>131,286.78</b>	<b>-262,875.09</b>	<b>0.00</b>	<b>2,947,323.81</b>
 <b>22-R&amp;B #2</b>	 142,368.81	 130,324.79	 -245,018.28	 100,000.00	 <b>127,675.32</b>
22-R&B #2, Texas CLASS	2,941,080.19	10,788.90	0.00	-100,000.00	<b>2,851,869.09</b>
22-R&B #2, TexPool Invest.	58,062.54	213.74	0.00	0.00	<b>58,276.28</b>
22-R&B #2, Logic	361,330.32	1,369.64	0.00	0.00	<b>362,699.96</b>
<b>22-R&amp;B #2 Fund Totals:</b>	<b>3,502,841.86</b>	<b>142,697.07</b>	<b>-245,018.28</b>	<b>0.00</b>	<b>3,400,520.65</b>
 <b>23-R&amp;B #3</b>	 -75,549.74	 209,050.93	 -271,228.88	 290,000.00	 <b>152,272.31</b>
23-R&B #3, Texas CLASS	3,135,709.30	10,923.13	0.00	-290,000.00	<b>2,856,632.43</b>
23-R&B #3, TexPool Invest	105,094.42	386.87	0.00	0.00	<b>105,481.29</b>
23-R&B #3, Logic	328,726.08	1,246.17	0.00	0.00	<b>329,972.25</b>
<b>23-R&amp;B #3 Fund Totals:</b>	<b>3,493,980.06</b>	<b>221,607.10</b>	<b>-271,228.88</b>	<b>0.00</b>	<b>3,444,358.28</b>
 <b>24-R&amp;B #4</b>	 156,681.08	 128,425.22	 -564,522.00	 400,000.00	 <b>120,584.30</b>
24-R&B #4, Texas CLASS	2,440,331.15	7,949.77	0.00	-400,000.00	<b>2,048,280.92</b>
24-R&B #4, TexPool Invest	59,894.56	220.50	0.00	0.00	<b>60,115.06</b>
24-R&B #4, Logic	354,419.26	1,343.67	0.00	0.00	<b>355,762.93</b>
<b>24-R&amp;B #4 Fund Totals:</b>	<b>3,011,326.05</b>	<b>137,939.16</b>	<b>-564,522.00</b>	<b>0.00</b>	<b>2,584,743.21</b>
 <b>25-Health Private</b>	 -16,899.65	 3,097.00	 -7,071.87	 0.00	 <b>-20,874.52</b>
<b>26-State Health Services</b>	-84,195.35	68,389.64	-34,969.22	0.00	<b>-50,774.93</b>
 <b>27-Hunt County Grants</b>	 -12,568.66	 4,562.69	 -139,868.94	 0.00	 <b>-147,874.91</b>
27-SB22 Sheriff, Texas CLASS	512,500.25	1,935.12	0.00	0.00	<b>514,435.37</b>
27-SB22 CA, Texas CLASS	236,444.60	892.79	0.00	0.00	<b>237,337.39</b>
27-SB22 DA, Texas CLASS	228,372.14	862.27	0.00	0.00	<b>229,234.41</b>
<b>27-Hunt County Grants Totals:</b>	<b>964,748.33</b>	<b>8,252.87</b>	<b>-139,868.94</b>	<b>0.00</b>	<b>833,132.26</b>
 <b>41-American Rescue Plan Funds</b>	 -30,879.86	 25,000.00	 -103,525.00	 109,404.86	 <b>0.00</b>
41-ARPA Funds - Texas CLASS	5,701,664.44	21,360.48	0.00	-109,404.86	<b>5,613,620.06</b>
<b>41-ARPA Funds - Totals:</b>	<b>5,670,784.58</b>	<b>46,360.48</b>	<b>-103,525.00</b>	<b>0.00</b>	<b>5,613,620.06</b>
 <b>44-Road Bonds</b>	 -62,560.86	 0.00	 0.00	 62,560.86	 <b>0.00</b>
44-Road Bonds, Logic	3,392,960.72	12,662.57	0.00	-62,560.86	<b>3,343,062.43</b>
<b>44-Road Bond Totals:</b>	<b>3,330,399.86</b>	<b>12,662.57</b>	<b>0.00</b>	<b>0.00</b>	<b>3,343,062.43</b>
 <b>45-Capital Improvement</b>	 0.00	 50,000.00	 -156,193.95	 106,193.95	 <b>0.00</b>
45-Capital Improvement Logic	10,559,259.51	39,803.09	0.00	-106,193.95	<b>10,492,868.65</b>
45-Capital Improvement TxPool	3,776,165.40	13,901.48	0.00	0.00	<b>3,790,066.88</b>
<b>45-Capital Improvement Totals:</b>	<b>14,335,424.91</b>	<b>103,704.57</b>	<b>-156,193.95</b>	<b>0.00</b>	<b>14,282,935.53</b>
 <b>61-Right of Way Fund</b>	 13,165.62	 0.00	 0.00	 0.00	 <b>13,165.62</b>
61-Right of Way Fund TxPool	10,837.84	39.90	0.00	0.00	<b>10,877.74</b>
<b>61-Right of Way Fund Totals</b>	<b>24,003.46</b>	<b>39.90</b>	<b>0.00</b>	<b>0.00</b>	<b>24,043.36</b>

**Hunt County Treasurer  
Monthly Report  
March 2025**

Hunt County Funds	Beginning Balance	Money Received	Money Disbursed	Transfer In/Out Investment	Month End Balance
<b>66-Self-Insured Insurance Fund</b>	-1,217,813.34	1,132,091.91	-597,109.97	0.00	<b>-682,831.40</b>
<b>66-Self-Insured Ins. - Texas Class</b>	113,397.72	428.17	0.00	0.00	<b>113,825.89</b>
<b>66-Self Insurance Fund Totals:</b>	<b>-1,104,415.62</b>	<b>1,132,520.08</b>	<b>-597,109.97</b>	<b>0.00</b>	<b>-569,005.51</b>
 <b>68-JP, DDC Fee Fund</b>	 76,957.99	 403.63	 -27.90	 0.00	 <b>77,333.72</b>
 <b>70-Voter Admin 19</b>	 0.00	 0.00	 0.00	 0.00	 <b>0.00</b>
 <b>71-DC Records Management</b>	 0.98	 0.34	 0.00	 0.00	 <b>1.32</b>
 <b>72-HAVA/CARES Grant</b>	 0.00	 0.00	 0.00	 0.00	 <b>0.00</b>
 <b>74-Elections Special</b>	 133,431.33	 0.00	 0.00	 0.00	 <b>133,431.33</b>
 <b>75-CA-DWI</b>	 22,645.33	 157.58	 0.00	 0.00	 <b>22,802.91</b>
 <b>77-PreTrial Intervention</b>	 153,311.91	 3,685.00	 -11,082.26	 0.00	 <b>145,914.65</b>
 <b>81-CC RMPF</b>	 14,074.83	 19,895.00	 -6,357.03	 -25,544.38	 <b>2,068.42</b>
<b>81-CC RMPF - Texas Class</b>	1,666,013.34	6,341.73	0.00	25,544.38	<b>1,697,899.45</b>
<b>81-CC RMPF Totals</b>	<b>1,680,088.17</b>	<b>26,236.73</b>	<b>-6,357.03</b>	<b>0.00</b>	<b>1,699,967.87</b>
 <b>82-Courthouse Security</b>	 289,496.96	 4,111.94	 -2,630.65	 0.00	 <b>290,978.25</b>
 <b>83-Justice Court Sec.</b>	 65,079.13	 487.55	 -157.84	 0.00	 <b>65,408.84</b>
 <b>84-District Clerk Archive</b>	 72,613.40	 10.00	 0.00	 0.00	 <b>72,623.40</b>
 <b>85-Co &amp; District Court Techn</b>	 21,244.21	 100.62	 0.00	 0.00	 <b>21,344.83</b>
 <b>86-County Record Preservation</b>	 254,846.04	 3,792.97	 -0.33	 0.00	 <b>258,638.68</b>
 <b>87-Justice Court Technology</b>	 36,265.92	 1,608.48	 -621.43	 0.00	 <b>37,252.97</b>
 <b>88-County Clerk Archive</b>	 534,920.13	 18,800.00	 0.00	 0.00	 <b>553,720.13</b>
 <b>89-County Record Mgt Preserve</b>	 156,945.01	 638.32	 0.00	 0.00	 <b>157,583.33</b>
 <b>91-TCOLE</b>	 51,780.11	 10,211.20	 -2,254.01	 0.00	 <b>59,737.30</b>
 <b>95-Juv Prob. Local Funds</b>	 741,199.11	 18,196.77	 -64,508.19	 0.00	 <b>694,887.69</b>
 <b>96-Juv Prob Grant Funds</b>	 68,835.91	 149,234.08	 -79,085.91	 0.00	 <b>138,984.08</b>
<b>50-Debt Service (I&amp;S)</b>	52,451.31	17,714.50	0.00	0.00	<b>70,165.81</b>
<b>50-Debt Service TexPool Inv</b>	171,727.30	632.22	0.00	0.00	<b>172,359.52</b>
<b>50-Debt Service Fund Totals:</b>	<b>224,178.61</b>	<b>18,346.72</b>	<b>0.00</b>	<b>0.00</b>	<b>242,525.33</b>
<b>Total of Funds:</b>	<b>53,040,532.32</b>	<b>3,358,097.04</b>	<b>-6,216,530.63</b>	<b>0.00</b>	<b>72,269,205.00</b>

**Hunt County Treasurer  
Monthly Report  
March 2025**

**HUNT COUNTY DEBT**

	<b>Mo. Beginning</b>	<b>Payment</b>	<b>Balance Due</b>
Reserve St Comptroller I	\$659,001.88	-\$1,888.23	<b>\$657,113.65</b>
Reserve St Comptroller II	\$0.00	\$0.00	<b>\$0.00</b>
Reserve St Comptroller III	\$104,516.35	-\$2,960.00	<b>\$101,556.35</b>
Reserve St Comptroller IV	\$258,019.07	-\$2,367.00	<b>\$255,652.07</b>
2017 Road Bonds Payable	\$4,870,000.00	-\$310,000.00	<b>\$4,560,000.00</b>
2021 Road Bonds Payable	\$4,795,000.00	-\$230,000.00	<b>\$4,565,000.00</b>
Bond Premium Payable	-\$57,943.50	\$0.00	<b>-\$57,943.50</b>
2017 Road Bond Premium	\$289,750.00	\$0.00	<b>\$289,750.00</b>
2021 Road Bond Premium	\$330,337.50	\$0.00	<b>\$330,337.50</b>
Liability Comp Absence	\$605,957.00	\$0.00	<b>\$605,957.00</b>
Tillman Tower Lease	\$208,378.27	-\$552.70	<b>\$207,825.57</b>
SBA Tower Celeste	\$710,761.24	-\$715.40	<b>\$710,045.84</b>
SBA Tower Commerce	\$710,761.24	-\$715.40	<b>\$710,045.84</b>
Konica Copier Lease	\$210,173.08	-\$4,095.92	<b>\$206,077.16</b>
DLL Copier Lease	\$22,984.59	-\$396.74	<b>\$22,587.85</b>
OPEB Pension Liability	\$12,655,364.00	\$0.00	<b>\$12,655,364.00</b>
GASB 68 Pension Liability	\$6,514,278.00	\$0.00	<b>\$6,514,278.00</b>
Def. Resource Inflow Pensn	\$2,883,459.00	\$0.00	<b>\$2,883,459.00</b>
Def. Inflow Resources-OPEB	\$1,714,843.00	\$0.00	<b>\$1,714,843.00</b>
<b>Totals:</b>	<b>\$37,485,640.72</b>	<b>-\$553,691.39</b>	<b>\$36,931,949.33</b>

# Invested Funds

## March 2025

<b>GENERAL Fund</b>	<b>Rate</b>	<b>Month Balance</b>	
Logic	4.4641%	4,641,622.06	16.88%
Texpool	4.3345%	1,249,995.76	4.55%
Texstar	4.3394%	3,267,650.63	11.88%
Texas CLASS	4.4379%	18,335,418.76	66.69%
<b>TOTAL:</b>		<b>27,494,687.21</b>	<b>100.00%</b>

<b>Road &amp; Bridge 1</b>	<b>Rate</b>	<b>Month Balance</b>	
Logic	4.4641%	345,563.38	12.08%
Texpool	4.3345%	58,284.35	2.04%
Texas CLASS	4.4379%	2,457,950.24	85.89%
<b>TOTAL:</b>		<b>2,861,797.97</b>	<b>100.00%</b>

<b>Road &amp; Bridge 2</b>	<b>Rate</b>	<b>Month Balance</b>	
Logic	4.4641%	362,699.96	11.08%
Texpool	4.3345%	58,276.28	1.78%
Texas CLASS	4.4379%	2,851,869.09	87.14%
<b>TOTAL:</b>		<b>3,272,845.33</b>	<b>100.00%</b>

<b>Road &amp; Bridge 3</b>	<b>Rate</b>	<b>Month Balance</b>	
Logic	4.4641%	329,972.25	10.02%
Texpool	4.3345%	105,481.29	3.20%
Texas CLASS	4.4379%	2,856,632.43	86.77%
<b>TOTAL:</b>		<b>3,292,085.97</b>	<b>100.00%</b>

<b>Road &amp; Bridge 4</b>	<b>Rate</b>	<b>Month Balance</b>	
Logic	4.4641%	355,762.93	14.44%
Texpool	4.3345%	60,115.06	2.44%
Texas CLASS	4.4379%	2,048,280.92	83.12%
<b>TOTAL:</b>		<b>2,464,158.91</b>	<b>100.00%</b>

<b>Hunt County Grants - SB22</b>	<b>Rate</b>	<b>Month Balance</b>	
Sheriff - Texas CLASS	4.4379%	514,435.37	52.44%
CA - Texas CLASS	4.4379%	237,337.39	24.19%
DA - Texas CLASS	4.4379%	229,234.41	23.37%
<b>TOTAL:</b>		<b>981,007.17</b>	<b>100.00%</b>

<b>Capital Improvement</b>	<b>Rate</b>	<b>Month Balance</b>	
Logic	4.4641%	10,492,868.65	73.46%
Texpool	4.3345%	3,790,066.88	26.54%
<b>TOTAL:</b>		<b>14,282,935.53</b>	<b>100.00%</b>

# Invested Funds

## March 2025

ARPA Funds	Rate	Month Balance	
Texas CLASS	4.4379%	5,613,620.06	100.00%
<b>TOTAL:</b>		<b>5,613,620.06</b>	<b>100.00%</b>

Self-Insurance Fund	Rate	Month Balance	
Texas CLASS	4.4379%	113,825.89	100.00%
<b>TOTAL:</b>		<b>113,825.89</b>	<b>100.00%</b>

Co. Clerk Records Mgmt & Preservation	Rate	Month Balance	
Texas CLASS	4.4379%	1,697,899.45	100.00%
<b>TOTAL:</b>		<b>1,697,899.45</b>	<b>100.00%</b>

(Also at 100% each as stated below)

Logic: Road Bonds	3,343,062.43
TexPool: Right of Way	10,877.74
TexPool: Debt Service I&S	172,359.52

<b>Total Investments:</b>	<b>\$65,601,163.18</b>
---------------------------	------------------------